

EX - LIGHT FITTINGS

eLLK 92... 18 W - 58 W
All plastics design for Zone 1



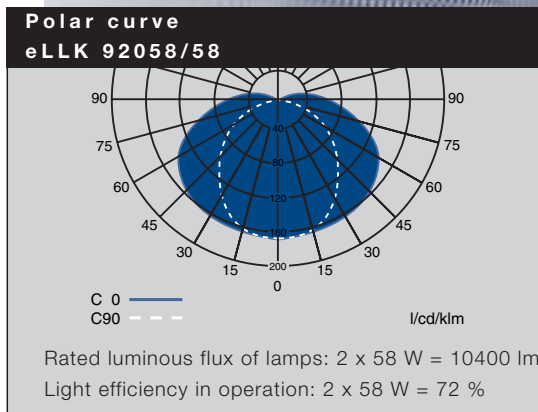
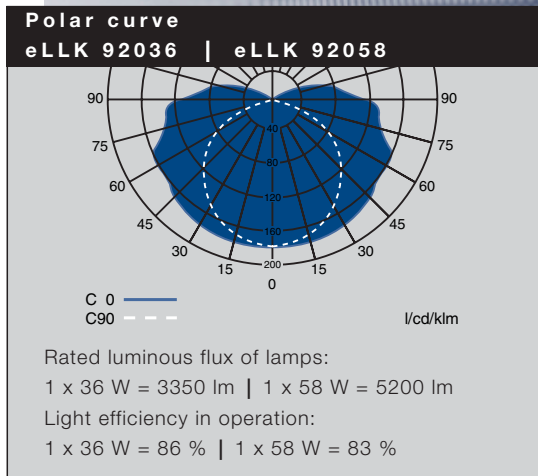
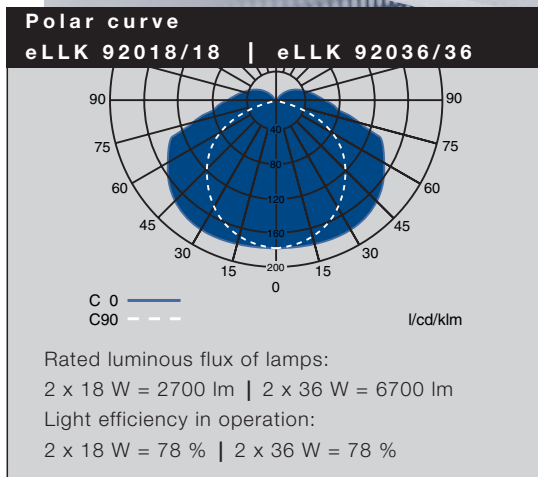
The eLLK 92 Ex-protected light fittings for bi-pin fluorescent lamps are fitted with an electronic ballast and conform to the ATEX-Directive 94/9/EG.

Modern economical ballasts in combination with bi-pin fluorescent lamps contribute to give a 30% higher light output compared to a conventional Fa6 fluorescent lamp. The high input voltage range allows international use. Due to the standard dual channel architecture (with double lamp fittings) if one fluorescent lamp fails, the other fluorescent lamp will independently stay in operation. The standard single-sided through-wiring in connection with the variety of possibilities offers a cost efficient installation.


Double-sided lock with 10, 20 or 24 latch points allows the protective bowl to be hingeable on both sides meaning the fitting can be mounted without having to pay attention to which side is the right side.

Automatic switch built as a safety disconnecter according to EN 60947 (IEC 664) with an automatic switch ensuring the disconnection of all exposed components when the fitting is opened.

The optional CG module represents an optimum solution for the individual monitoring of light fittings connected to CEAG emergency battery systems.



- Standard dual channel ballast**
- Double-sided safety lock**
- Safety locking system due to an integrated forced isolating switch**
- Safety standard IP 66**
- Connection to CEAG emergency light monitoring systems possible**
- International Approvals**



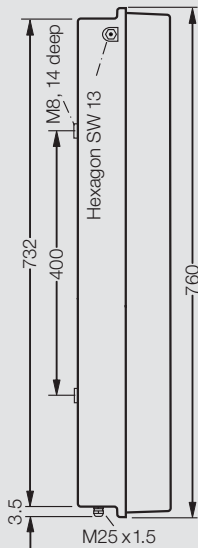
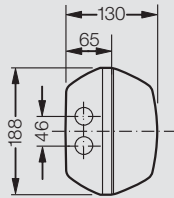
Level gauge

2 x 18 W

EX - LIGHT FITTINGS

eLLK 92018/18

2.11



eLLK 92018/18

Technical data

eLLK 92018/18

Marking to 94/9/EC	Ex II 2 G Ex II 2 D T80 °C
Type of protection	EEx ed IIC T4 EEx ed ib IIC T4 (CG-variant)
EC-Type Examination Certificate	PTB 96 ATEX 2144
Enclosure material	Glass-fibre reinforced polyester
Protective bowl	Polycarbonate
Rated voltage	AC: 110-254 V ± 10 %, 47-63 Hz DC: 110-230 V ± 10 %
Rated voltage CG-variant	AC: 220-254 V ± 10 %, 47-63 Hz DC: 220 V + 25 % - 20 %
Circuit	EVG resp. EVG/CG
Rated current	0.18 A resp. 0.19 A (CG-variant)
Power factor cos φ	≥ 0.95
Degree of protection to EN 60529	IP 66
Protection class	I
Permissible ambient temperature	- 20 °C to + 50 °C
Cable entries	EEx e-cable entries M25 x 1.5 (plastic) for cables from Ø 8 - 17 mm
Connecting terminals	L1, L2, L3, L, N, PE; max. 2 x 6 mm ² single wire per terminal
Lamps	Bi-pin lamp: 18 W, socket G13, see accessories
Weight	approx. 4.6 kg approx. 5.5 kg (CG-variant)

Ordering details

Type	Terminals	Through wiring		Cable entries ³⁾	Plugs	Order No.
		single-ended	double-ended			
eLLK 92018/18 (2 x 18 W)						
1/6-1	1 x 6	x	-	2 x M25 x 1.5	1 x blanking	1 2265 875 101
2/6-2	2 x 6	-	x	2 x M25 x 1.5	2 x threaded	1 2265 875 103
1/6-1 M ¹⁾	1 x 6	x	-	2 x M20 x 1.5	1 x threaded	1 2265 875 109
2/6-2 M ¹⁾	2 x 6	-	x	4 x M20 x 1.5	2 x threaded	1 2265 875 111
eLLK 92018/18 (2 x 18 W)						
level gauge P2	1 x 6	x	-	2 x M25 x 1.5	1 x blanking	1 2265 875 126
eLLK 92018/18 CG ²⁾ (2 x 18 W)						
2/6-2	2 x 6	-	x	2 x M25 x 1.5	2 x threaded	1 2265 875 203
2/6-2M ¹⁾	2 x 6	-	x	4 x M20 x 1.5	2 x threaded	1 2265 875 211

¹⁾ M: with metal thread, without cable entry


²⁾ Design single monitored emergency light fitting for use in CEAG Emergency light supply unit

³⁾ With dustcap for unclosed entries/metal thread

Scope of delivery without lamp and fixing accessories.

See fixing materials and accessories for light fittings on page 2.42





1 x 36 W

2 x 36 W

Level gauge

EX - LIGHT FITTINGS

| eLLK 92036/36 | eLLK 92036 |

Technical data

eLLK 92036 | eLLK 92036/36

Marking to 94/9/EC	Ex II 2 G Ex II 2 D T80 °C
Type of protection	EEx ed IIC T4 EEx ed ib IIC T4 (CG-variant)
EC-Type Examination Certificate	PTB 96 ATEX 2144
Enclosure material	Glass-fibre reinforced polyester
Protective bowl	Polycarbonate
Rated voltage	AC: 110-254 V ± 10 %, 47-63 Hz DC: 110-230 V ± 10 %
Rated voltage CG-variant	AC: 220-254 V ± 10 %, 47-63 Hz DC: 220 V + 25 % - 20 %
Circuit	EVG resp. EVG + CG
Rated current	0.18 A (1 x 36 W) 0.34 A (2 x 36 W) 0.35 A (2 x 36 W) CG-variant
Power factor cos φ	≥ 0.95
Degree of protection to EN 60529	IP 66
Protection class	I
Permissible ambient temperature	- 20 °C to + 50 °C
Cable entries	EEx e-cable entries M25 x 1.5 (plastic) for cables from Ø 8 - 17 mm
Connecting terminals	L1, L2, L3, L, N, PE; max. 2 x 6 mm ² single wire per terminal
Lamps	Bi-pin lamp: 36 W, socket G13, see accessories
Weight	approx. 6.7 kg approx. 8.5 kg (CG-variant)

Ordering details

Type	Terminals	Through wiring	Cable	Plugs	Order No.
		single-ended	double-ended	entries ³⁾	
eLLK 92036 (1 x 36 W)					
1/6-1	1 x 6	x	-	2 x M25 x 1.5 1 x blanking	1 2263 875 101
2/6-2	2 x 6	-	x	2 x M25 x 1.5 2 x threaded	1 2263 875 103
eLLK 92036 (1 x 36 W)					
level gauge P3	1 x 6	x	-	2 x M25 x 1.5 1 x blanking	1 2263 875 125
eLLK 92036/36 (2 x 36 W)					
1/6-1	1 x 6	x	-	2 x M25 x 1.5 1 x blanking	1 2266 875 101
2/6-2	2 x 6	-	x	2 x M25 x 1.5 2 x threaded	1 2266 875 103
1/6-1 M ¹⁾	1 x 6	x	-	2 x M20 x 1.5 1 x threaded	1 2266 875 109
2/6-2 M ¹⁾	2 x 6	-	x	4 x M20 x 1.5 2 x threaded	1 2266 875 111
eLLK 92036/36 CG ²⁾ (2 x 36 W)					
2/6-2	2 x 6	-	x	2 x M25 x 1.5 2 x threaded	1 2266 875 203
2/6-2M ¹⁾	2 x 6	-	x	4 x M20 x 1.5 2 x threaded	1 2266 875 211

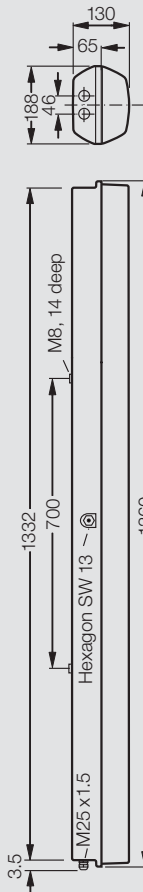
¹⁾ M: with metal thread, without cable entry

²⁾ Design single monitored emergency light fitting for use in CEAG Emergency light supply unit

³⁾ With dustcap for unclosed entries/metal thread

Scope of delivery without lamp and fixing accessories.

See fixing materials and accessories for light fittings on page 2.42



eLLK 92036
eLLK 92036/36